



unleash your bliss  
where community & comfort thrive

Largest Residential Project  
474  
UNITS

A RESIDENTIAL PROJECT

# MAYUR enclave-II

NA, NOC, TITLE CLEAR & UNIT PLAN PASS

BUILDING A SMARTER TOMORROW  
INDIA'S OWN GLOBAL SMART CITY

**DHOLERA**  
A NEW ERA

India's First Platinum Rated Greenfield Industrial Smart City









A RESIDENTIAL PROJECT

# MAYUR enclave-II


NA, NOC, TITLE CLEAR & UNIT PLAN PASS




Gated Entry




Boundary Wall




Internal Road




Club House



Power Supply



Water Supply



Tree Plantation

MAYUR ENCLAVE  
ENTRY



### AREA TABLE

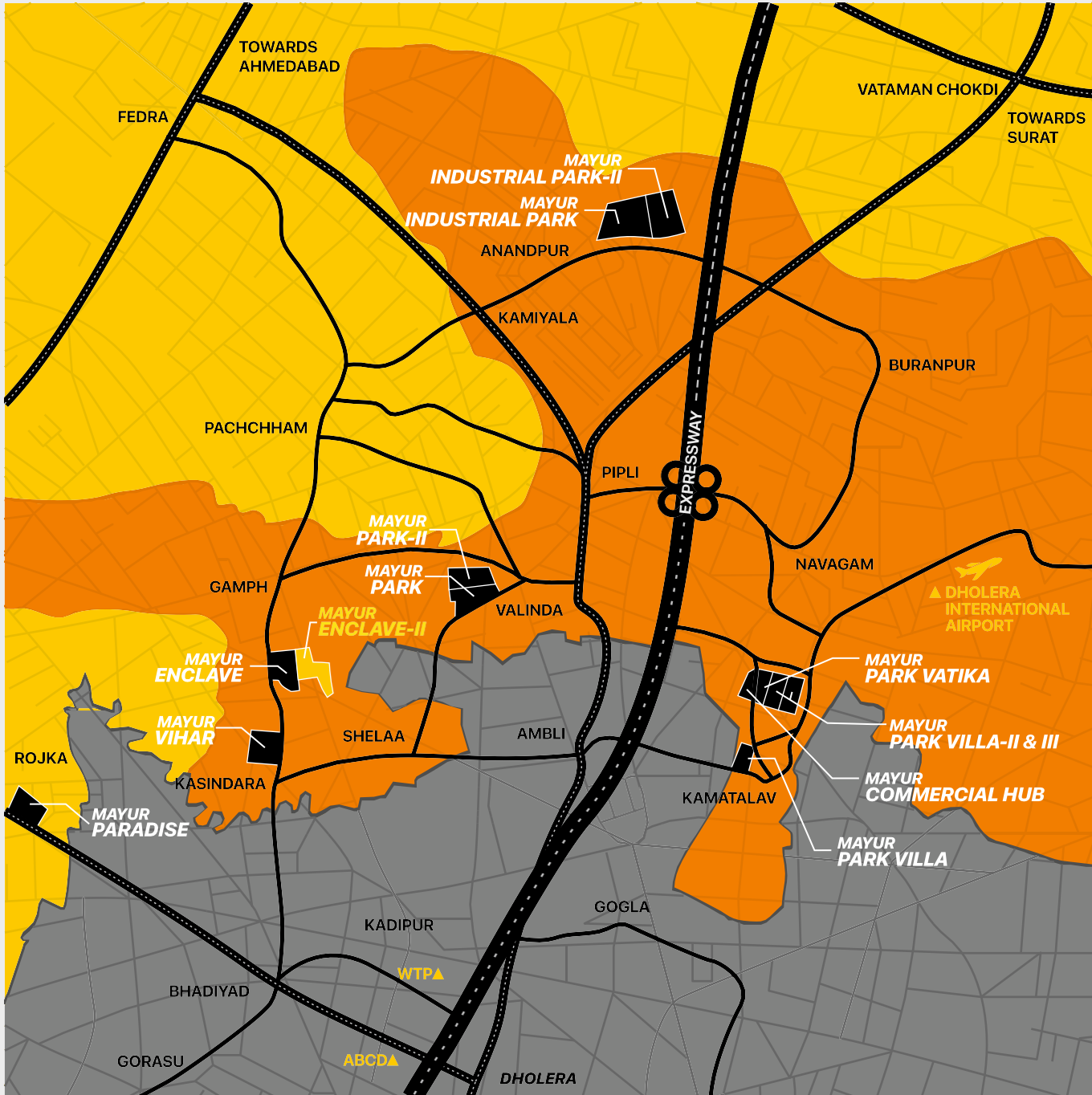
PLOT NO.	SQ.YD.	PLOT NO.	SQ.YD.	PLOT NO.	SQ.YD.	PLOT NO.	SQ.YD.
1	182.28	155-174	125.41	204	152.32	313	285.49
2-17	142.62	175	342.00	205	156.18	314	377.65
18-19	223.11	176	296.18	206	160.04	315	447.72
20-37	125.41	177	141.66	207	163.95	316	376.23
38	208.96	178	139.27	208	167.86	317-331	125.41
39	212.16	179	136.93	209	171.71	332	365.37
40-57	223.11	180	134.60	210	175.57	333	291.47
58-59	223.11	181	132.21	211	179.48	334-349	125.41
60-77	125.41	182	129.83	212	183.39	350	462.38
78	214.12	183	127.49	213	187.25	351	229.79
79	217.57	184	125.97	214	191.11	352-366	125.41
80-97	125.41	185	125.82	215	194.97	367	374.22
98-99	223.11	186	126.17	216	281.45	368	250.82
100-117	125.41	187	126.48	217	456.69	369-380	125.41
118	219.53	188	126.83	218-235	125.41	381-382	223.11
119	471.52	189	127.19	236-237	229.86	383-399	125.41
120	373.04	190	127.54	238-255	125.41	400	206.56
121	403.75	191	127.90	256	652.17	401	193.77
122	434.56	192	128.25	257	718.59	402-418	125.41
123	465.36	193	128.61	258	436.14	419-420	223.11
124	496.07	194	128.91	259	520.83	421-437	125.41
125	526.78	195	129.27	260	590.90	438	185.78
126	557.49	196	129.62	261	661.06	439	172.99
127	588.20	197	238.84	262-264	125.41	440-456	125.41
128	618.90	198	241.26	265-266	229.86	457-458	223.11
129	293.61	199	133.28	267-287	125.41	459-473	142.62
130	340.60	200	136.78	288	356.76	474	157.62
131	267.99	201	140.79	289	282.74		
132-152	125.41	202	144.65	290-311	125.41		
153-154	229.86	203	148.41	312	229.86		

MAYUR ENCLAVE - II  
GAMPH, DHOLERA



## DISTANCE FROM MAYUR ENCLAVE -II

06 KM Ahmedabad - Dholera Expressway	01 KM Dholera TP-1
08 KM Dholera International Airport	13 KM Largest 5000MW Solar Park
08 KM ABCD Building	00 KM BRTS Connectivity
08 KM Activation Zone	05 KM MRTS Connectivity
04 KM Knowledge & IT Zone	700 M Mayur Vihar, Kasindra



REGD. OFF: B130, INTERNATIONAL TRADE CENTER (ITC), MAJURA GATE, SURAT - 395002, GUJARAT  
 SURAT • NOIDA • AHMEDABAD • BHAVNAGAR • VAPI